

General information about company	
Scrip code	540135
Name of the company	ARC Finance Ltd
Whether company is SME	No
Class of Security	Equity Shares
Type of report	Quarterly
Quarter Ended / Half year ended/Date of Report (For Prelisting / Allotment)	31-12-2016
Date of allotment / extinguishment (in case Capital Restructuring selected) / Listing Date	
Shareholding pattern filed under	Regulation 31 (1) (b)



Sr. No.	Particular	Yes/No
1	Whether the Listed Entity has issued any partly paid up shares?	No
2	Whether the Listed Entity has issued any Convertible Securities ?	No
3	Whether the Listed Entity has issued any Warrants ?	No
4	Whether the Listed Entity has any shares against which depository receipts are issued?	No
5	Whether the Listed Entity has any shares in locked-in?	Yes
6	Whether any shares held by promoters are pledge or otherwise encumbered?	No
7	Whether company has equity shares with differential voting rights?	No



Table I - Summary Statement holding of specified securities

Category (I)	Category of shareholder (II)	Nos. Of shareholders (III)	No. of fully paid up equity shares held (IV)	No. Of Partly paid-up equity shares held (V)	No. Of shares underlying Depository Receipts (VI)	Total nos. shares held (VII) = (IV)+(V) + (VI)	Shareholding as a % of total no. of shares (calculated as per SCRR, 1957) (VIII) As a % of (A+B+C2)	Number of Voting Rights held in each class of securities (IX)			
								No of Voting (XIV) Rights			Total as a % of (A+B+C)
								Class eg: X	Class eg:y	Total	
(A)	Promoter & Promoter Group	8	6371050			6371050	12.62	6371050		6371050	12.62
(B)	Public	601	44123950			44123950	87.38	44123950		44123950	87.38
(C)	Non Promoter-Non Public										
(C1)	Shares underlying DRs										
(C2)	Shares held by Employee Trusts										
	Total	609	50495000			50495000	100	50495000		50495000	100



Table I - Summary Statement holding of specified securities

Category (I)	Category of shareholder (II)	No. Of Shares Underlying Outstanding convertible securities (X)	No. of Shares Underlying Outstanding Warrants (Xi)	No. Of Shares Underlying Outstanding convertible securities and No. Of Warrants (Xi) (a)	Shareholding , as a % assuming full conversion of convertible securities (as a percentage of diluted share capital) (XI)= (VII)+(X) As a % of (A+B+C2)	Number of Locked in shares (XII)		Number of Shares pledged or otherwise encumbered (XIII)		Number of equity shares held in dematerialized form (XIV)
						No. (a)	As a % of total Shares held (b)	No. (a)	As a % of total Shares held (b)	
(A)	Promoter & Promoter Group				12.62	6000000	94.18			6000000
(B)	Public				87.38	0	0			44000000
(C)	Non Promoter-Non Public									
(C1)	Shares underlying DRs									
(C2)	Shares held by Employee Trusts									
	Total				100	6000000	11.88			50000000




Table II - Statement showing shareholding pattern of the Promoter and Promoter Group

Sr.	Category & Name of the Shareholders (I)	Nos. Of shareholders (III)	No. of fully paid up equity shares held (IV)	No. Of Partly paid-up equity shares held (V)	No. Of shares underlying Depository Receipts (VI)	Total nos. shares held (VII) = (IV)+(V) + (VI)	Shareholding as a % of total no. of shares (calculated as per SCRR, 1957) (VIII) As a % of (A+B+C2)	Number of Voting Rights held in each class of securities (IX)			
								No of Voting (XIV) Rights			Total as a % of Total Voting rights
								Class eg: X	Class eg:y	Total	
A	Table II - Statement showing shareholding pattern of the Promoter and Promoter Group										
(1)	Indian										
(a)	Individuals/Hindu undivided Family	6	299175			299175	0.59	299175		299175	0.59
(d)	Any Other (specify)	2	6071875			6071875	12.02	6071875		6071875	12.02
Sub-Total (A)(1)		8	6371050			6371050	12.62	6371050		6371050	12.62
(2)	Foreign										
Total Shareholding of Promoter and Promoter Group (A)= (A)(1)+(A)(2)		8	6371050			6371050	12.62	6371050		6371050	12.62
B	Table III - Statement showing shareholding pattern of the Public shareholder										
(1)	Institutions										
(3)	Non-institutions										
(a(i))	Individuals - i. Individual shareholders holding nominal share capital up to Rs. 2 lakhs.	554	114850			114850	0.23	114850		114850	0.23
(a(ii))	Individuals - ii. Individual shareholders holding nominal share capital in excess of Rs. 2 lakhs.	23	2372500			2372500	4.7	2372500		2372500	4.7
(e)	Any Other (specify)	24	41636600			41636600	82.46	41636600		41636600	82.46
Sub-Total (B)(3)		601	44123950			44123950	87.38	44123950		44123950	87.38
Total Public Shareholding (B)=(B)(1)+(B)(2)+(B)(3)		601	44123950			44123950	87.38	44123950		44123950	87.38
C	Table IV - Statement showing shareholding pattern of the Non Promoter- Non Public shareholder										
Total (A+B+C2)		609	50495000			50495000	100	50495000		50495000	100
Total (A+B+C)		609	50495000			50495000	100	50495000		50495000	100



Table II - Statement showing shareholding pattern of the Promoter and Promoter Group									
Sr.	No. Of Shares Underlying Outstanding convertible securities (X)	No. of Shares Underlying Outstanding Warrants (Xi)	No. Of Shares Underlying Outstanding convertible securities and No. Of Warrants (Xi) (a)	Shareholding , as a % assuming full conversion of convertible securities (as a percentage of diluted share capital) (XI)= (VII)+(X) As a % of (A+B+C2)	Number of Locked in shares (XII)		Number of Shares pledged or otherwise encumbered (XIII)		Number of equity shares held in dematerialized form (XIV)
					No. (a)	As a % of total Shares held (b)	No. (a)	As a % of total Shares held (b)	
A	Table II - Statement showing shareholding pattern of the Promoter and Promoter Group								
(1)	Indian								
(a)				0.59	0	0			0
(d)				12.02	6000000	98.82			6000000
Sub-Total (A) (1)				12.62	6000000	94.18			6000000
(2)	Foreign								
Total Shareholding of Promoter and Promoter Group (A)= (A)(1)+(A)(2)				12.62	6000000	94.18			6000000
B	Table III - Statement showing shareholding pattern of the Public shareholder								
(1)	Institutions								
(3)	Non-institutions								
(a(i))				0.23	0	0			20900
(a(ii))				4.7	0	0			2372500
(e)				82.46	0	0			41606600
Sub-Total (B) (3)				87.38	0	0			44000000
Total Public Shareholding (B)=(B)(1)+(B)(2)+(B)(3)				87.38	0	0			44000000
C	Table IV - Statement showing shareholding pattern of the Non Promoter- Non Public shareholder								
Total (A+B+C2)				100	6000000	11.88			50000000
Total (A+B+C)				100	6000000	11.88			50000000



Individuals/Hindu undivided Family						
Serial No.	1	2	3	4	5	6
Name of the Shareholders (I)	ALKA KOTHARI	SIDDHARTH KOTHARI	DEEPIKA MAHESWARI	ASHOK V. KOTHARI	JAGMOHAN KOTHARI	KASHI DEVI KOTHARI
PAN (II)	AMAPK3098G	AJXPK7880Q	AGGPK8230L	AGEPK7008G	AGBPK2248M	AFWPK0694K
No. of fully paid up equity shares held (IV)	35000	45000	45800	47075	53900	72400
No. Of Partly paid-up equity shares held (V)						
No. Of shares underlying Depository Receipts (VI)						
Total nos. shares held (VII) = (IV)+ (V)+ (VI)	35000	45000	45800	47075	53900	72400
Shareholding as a % of total no. of shares (calculated as per SCRR, 1957) (VIII) As a % of (A+B+C2)	0.07	0.09	0.09	0.09	0.11	0.14
Number of Voting Rights held in each class of securities (IX)						
Class eg:X	35000	45000	45800	47075	53900	72400
Class eg:y						
Total	35000	45000	45800	47075	53900	72400
Total as a % of Total Voting rights	0.07	0.09	0.09	0.09	0.11	0.14
No. Of Shares Underlying Outstanding convertible securities (X)						
No. of Shares Underlying Outstanding Warrants (Xi)						
No. Of Shares Underlying Outstanding convertible securities and No. Of Warrants (Xi) (a)						
Shareholding , as a % assuming full conversion of convertible securities (as a percentage of diluted share capital) (XI)= (VII) +(Xi)(a) As a % of (A+B+C2)	0.07	0.09	0.09	0.09	0.11	0.14
Number of Locked in shares (XII)						
No. (a)	0	0	0	0	0	0
As a % of total Shares held (b)	0	0	0	0	0	0
Number of Shares pledged or otherwise encumbered (XIII)						



No. (a)						
As a % of total Shares held (b)						
Number of equity shares held in dematerialized form (XIV)	0	0	0	0	0	0
Reason for not providing PAN						
Reason for not providing PAN						



Individuals/Hindu undivided Family

Serial No.	
Name of the Shareholders (I)	Click here to go back
PAN (II)	Total
No. of fully paid up equity shares held (IV)	299175
No. Of Partly paid-up equity shares held (V)	
No. Of shares underlying Depository Receipts (VI)	
Total nos. shares held (VII) = (IV)+ (V)+ (VI)	299175
Shareholding as a % of total no. of shares (calculated as per SCRR, 1957) (VIII) As a % of (A+B+C2)	0.59
Number of Voting Rights held in each class of securities (IX)	
Class eg: X	299175
Class eg: y	
Total	299175
Total as a % of Total Voting rights	0.59
No. Of Shares Underlying Outstanding convertible securities (X)	
No. of Shares Underlying Outstanding Warrants (Xi)	
No. Of Shares Underlying Outstanding convertible securities and No. Of Warrants (Xi) (a)	
Shareholding , as a % assuming full conversion of convertible securities (as a percentage of diluted share capital) (XI)= (VII) +(Xi)(a) As a % of (A+B+C2)	0.59
Number of Locked in shares (XII)	
No. (a)	0
As a % of total Shares held (b)	0
Number of Shares pledged or otherwise encumbered (XIII)	




No. (a)	
As a % of total Shares held (b)	
Number of equity shares held in dematerialized form (XIV)	0
Reason for not providing PAN	
Reason for not providing PAN	



Any Other (specify)			
Serial No.	1	2	
Category	Bodies Corporate	Bodies Corporate	Click here to go back
Name of the Shareholders (I)	SK GROWTH FUND PVT LTD	VAIBHAVLAXMI VANIJYA PRIVATE LIMITED	
PAN (II)	AADCS6569C	AACCV7461K	Total
No. of the Shareholders (I)	1	1	2
No. of fully paid up equity shares held (IV)	71875	6000000	6071875
No. Of Partly paid-up equity shares held (V)			
No. Of shares underlying Depository Receipts (VI)			
Total nos. shares held (VII) = (IV)+ (V)+ (VI)	71875	6000000	6071875
Shareholding as a % of total no. of shares (calculated as per SCRR, 1957) (VIII) As a % of (A+B+C2)	0.14	11.88	12.02
Number of Voting Rights held in each class of securities (IX)			
Class eg: X	71875	6000000	6071875
Class eg:y			
Total	71875	6000000	6071875
Total as a % of Total Voting rights	0.14	11.88	12.02
No. Of Shares Underlying Outstanding convertible securities (X)			
No. of Shares Underlying Outstanding Warrants (Xi)			
No. Of Shares Underlying Outstanding convertible securities and No. Of Warrants (Xi) (a)			
Shareholding , as a % assuming full conversion of convertible securities (as a percentage of diluted share capital) (XI)= (VII) +(X) As a % of (A+B+C2)	0.14	11.88	12.02
Number of Locked in shares (XII)			
No. (a)	0	6000000	6000000



As a % of total Shares held (b)	0	100	98.82
Number of Shares pledged or otherwise encumbered (XIII)			
No. (a)			
As a % of total Shares held (b)			
Number of equity shares held in dematerialized form (XIV)	0	6000000	6000000
Reason for not providing PAN			




Individuals - ii. Individual shareholders holding nominal share capital in excess of Rs. 2 lakhs.

Serial No.	1	2	
Name of the Shareholders (I)	SANJAY SINGAL(HUF)	SANJAY SINGAL	Click here to go back
PAN (II)	AAMHS8301N	ANRPS7985C	Total
No. of fully paid up equity shares held (IV)	600000	600000	1200000
No. Of Partly paid-up equity shares held (V)			
No. Of shares underlying Depository Receipts (VI)			
Total nos. shares held (VII) = (IV)+ (V)+ (VI)	600000	600000	1200000
Shareholding as a % of total no. of shares (calculated as per SCRR, 1957) (VIII) As a % of (A+B+C2)	1.19	1.19	2.38
Number of Voting Rights held in each class of securities (IX)			
Class eg. X	600000	600000	1200000
Class eg.y			
Total	600000	600000	1200000
Total as a % of Total Voting rights	1.19	1.19	2.38
No. Of Shares Underlying Outstanding convertible securities (X)			
No. of Shares Underlying Outstanding Warrants (Xi)			
No. Of Shares Underlying Outstanding convertible securities and No. Of Warrants (Xi) (a)			
Shareholding , as a % assuming full conversion of convertible securities (as a percentage of diluted share capital) (XI)= (VII) +(X) As a % of (A+B+C2)	1.19	1.19	2.38
Number of Locked in shares (XII)			
No. (a)	0	0	0
As a % of total Shares held (b)	0	0	0
Number of equity shares held in			



dematerialized form (XIV)	600000	600000	1200000
Reason for not providing PAN			
Reason for not providing PAN			



Any Other (specify)

Serial No.	1	2	3	4	5	6	7
Category	Bodies Corporate	Bodies Corporate	Bodies Corporate	Bodies Corporate	Bodies Corporate	Bodies Corporate	Bodies Corporate
Category / More than 1 percentage	More than 1 percentage of shareholding	More than 1 percentage of shareholding	More than 1 percentage of shareholding	More than 1 percentage of shareholding	More than 1 percentage of shareholding	More than 1 percentage of shareholding	More than 1 percentage of shareholding
Name of the Shareholders (I)	EVERGROWING IRON AND FINVEST LTD	NOVELTY DEALER PRIVATE LIMITED	FASTFLOW FINANCIAL ADVISORY PRIVATE LIMITED	WOODLAND RETAILS PRIVATE LIMITED	VIGHNAHARTA INFRA DEVELOPERS PRIVATE LIMITED	RAVIODAY REALTORS PRIVATE LIMITED	AASTHA VANIJYA PRIVATE LIMITED
PAN (II)	AAACE1287C	AACCN7115L	AABCF3145K	AABCW1644A	AADCV4831G	AAFRCR0525D	AAKCA1502G
No. of the Shareholders (I)	1	1	1	1	1	1	1
No. of fully paid up equity shares held (IV)	600000	1999100	2000000	2000000	2000000	2000000	2000000
No. Of Partly paid-up equity shares held (V)							
No. Of shares underlying Depository Receipts (VI)							
Total nos. shares held (VII) = (IV)+ (V)+ (VI)	600000	1999100	2000000	2000000	2000000	2000000	2000000
Shareholding as a % of total no. of shares (calculated as per SCRR, 1957) (VIII) As a % of (A+B+C2)	1.19	3.96	3.96	3.96	3.96	3.96	3.96
Number of Voting Rights held in each class of securities (IX)							
Class eg: X	600000	1999100	2000000	2000000	2000000	2000000	2000000
Class eg: y							
Total	600000	1999100	2000000	2000000	2000000	2000000	2000000
Total as a % of Total Voting rights	1.19	3.96	3.96	3.96	3.96	3.96	3.96
No. Of Shares Underlying Outstanding convertible securities (X)							
No. of Shares Underlying Outstanding Warrants (Xi)							
No. Of Shares Underlying Outstanding convertible securities and No. Of Warrants (Xi)							



(a)							
Shareholding , as a % assuming full conversion of convertible securities (as a percentage of diluted share capital) (XI)= (VII)+(X) As a % of (A+B+C2)	1.19	3.96	3.96	3.96	3.96	3.96	3.96
Number of Locked in shares (XII)							
No. (a)	0	0	0	0	0	0	0
As a % of total Shares held (b)	0	0	0	0	0	0	0
Number of equity shares held in dematerialized form (XIV)	600000	1999100	2000000	2000000	2000000	2000000	2000000
Reason for not providing PAN							
Reason for not providing PAN							




Any Other (specify)

Serial No.	8	9	10	11	12	13	14
Category	Bodies Corporate	Bodies Corporate	Bodies Corporate	Bodies Corporate	Bodies Corporate	Bodies Corporate	Bodies Corporate
Category / More than 1 percentage	More than 1 percentage of shareholding	More than 1 percentage of shareholding	More than 1 percentage of shareholding	More than 1 percentage of shareholding	More than 1 percentage of shareholding	More than 1 percentage of shareholding	More than 1 percentage of shareholding
Name of the Shareholders (I)	ARROWSPACE ADVISORS PRIVATE LIMITED	SURABHI DEALMARK PRIVATE LIMITED	VISTAAR INFRA PROPERTY PRIVATE LIMITED	EXCELLENT FINANCIAL ADVISORY PRIVATE LIMITED	INDIVAR REALTORS PRIVATE LIMITED	NATRAJ FINANCIAL MANAGEMENT PRIVATE LIMITED	NEPTUNE FINANCIAL ADVISORY PRIVATE LIMITED
PAN (II)	AAKCA2800K	AAQCS6011A	AADCV4835C	AACCE1038P	AACCI4802M	AACCN7949J	AACCN9182H
No. of the Shareholders (I)	1	1	1	1	1	1	1
No. of fully paid up equity shares held (IV)	2000000	2000000	2290000	2500000	2500000	2500000	2500000
No. Of Partly paid-up equity shares held (V)							
No. Of shares underlying Depository Receipts (VI)							
Total nos. shares held (VII) = (IV)+ (V)+ (VI)	2000000	2000000	2290000	2500000	2500000	2500000	2500000
Shareholding as a % of total no. of shares (calculated as per SCRR, 1957) (VIII) As a % of (A+B+C2)	3.96	3.96	4.54	4.95	4.95	4.95	4.95
Number of Voting Rights held in each class of securities (IX)							
Class eg: X	2000000	2000000	2290000	2500000	2500000	2500000	2500000
Class eg: y							
Total	2000000	2000000	2290000	2500000	2500000	2500000	2500000
Total as a % of Total Voting rights	3.96	3.96	4.54	4.95	4.95	4.95	4.95
No. Of Shares Underlying Outstanding convertible securities (X)							
No. of Shares Underlying Outstanding Warrants (Xi)							
No. Of Shares Underlying Outstanding convertible securities and No. Of Warrants (Xi)							



(a)							
Shareholding , as a % assuming full conversion of convertible securities (as a percentage of diluted share capital) (XI)= (VII)+(X) As a % of (A+B+C2)	3.96	3.96	4.54	4.95	4.95	4.95	4.95
Number of Locked in shares (XII)							
No. (a)	0	0	0	0	0	0	0
As a % of total Shares held (b)	0	0	0	0	0	0	0
Number of equity shares held in dematerialized form (XIV)	2000000	2000000	2290000	2500000	2500000	2500000	2500000
Reason for not providing PAN							
Reason for not providing PAN							



+ (X) As a % of (A+B+C2)					
Number of Locked in shares (XII)					
No. (a)	0	0	0	0	0
As a % of total Shares held (b)	0	0	0	0	0
Number of equity shares held in dematerialized form (XIV)	2500000	2500000	2500000	2500000	2500000
Reason for not providing PAN					
Reason for not providing PAN					

