

Format of holding of specified securities

Annexure - I

1. Name of the Listed Entity : ARC FINANCE LIMITED
2. Scrip Code : _____ /Name of Scrip _____ /Class of Security : Equity Shares
3. Share Holding Pattern Field under: Reg.31(1)(b)/Reg.31(1)(c)
 - a. If under 31(1)(b) then indicate the report for Quarter ending 31.03.2021
4. Declaration: The Listed entity is required to submit the following declaration to the extent of submission of information:-

Particulars	Yes*	No*
1. Whether the Listed Entity has issued any partly paid up shares ?		No*
2. Whether the Listed Entity has issued any Convertible Securities or Warrants ?		No*
3. Whether the Listed Entity has any shares against which depository receipts are issued ?		No*
4. Whether the Listed Entity has any shares in locked-in ?		No*
5. Whether any shares held by promoters are pledge or otherwise encumbered ?		No*

5. The tabular format for disclosure of holding of specified securities is as follows :-



Table I - Summary Statement holding of specified securities

Category (i)	Category of shareholder (ii)	Nos. of shareholders (iii)	No. of fully paid-up equity shares held (iv)	No. of partly paid-up equity shares held (v)	No. of shares underlying Depository Receipt (vi)	Total nos. shares held (vii) = (iv)+(v)+(vi)	Shareholding as a % of total no. of shares (calculated as per SCRR, 1957) (viii) As a % of (A+B+C2)	Number of Voting Rights held in each class of securities (ix)			No. of Underlying convertible securities (including Warrants) (x)	Shareholding as a % assuming full conversion of convertible securities (as a percentage of diluted share capital) (xi) = (vii)+(x) as a % of (A+B+C)	Number of Locked in shares (xii)		Number of Shares pledged or otherwise encumbered (xiii)		Number of equity shares held in dematerialized form (xiv)
								No. of Voting Rights					Total as a % of (A+B+C)	No. (a)	As a % of total Shares held (b)	No. (a)	
			Class eg: Eq.	Class eg: Pre-ferred	Total												
(A)	Promoter & Promoters Group																
(B)	Public	1144.00	50495000.00			50495000.00	100.00	50495000.00	100.00	0.00	100.00						50317018.00
(C)	Non Promoter-Non Public																
(C1)	Shares underlying DRs																
(C2)	Shares held by Employee Trust																
	Total : =	1144.00	50495000.00	0.00		50495000.00	100.00	50495000.00	100.00	0.00	100.00	0.00	0.00	0.00	0.00	0.00	50317018.00
	Actual Holder->	1183.00															



Table II - Statement showing shareholding pattern of the Promoter and Promoter Group

Category & Name of shareholders (i)	PAN (ii)	Nos. of shareholders (iii)	No. of fully paid-up equity shares held (iv)	No. of partly paid-up equity shares held (v)	Nos. of shares underlying Depository Receipt (vi)	Total nos. shares held (vii) = (iv)+(v)+(vi)	Shareholding % calculated as per SCRR, 1957 (A+B+C2) (viii)	Number of Voting Rights held in each class of securities (ix)			No. of Shares Underlying Outstanding convertible securities (including Warrants) (X)	Shareholding as a % assuming full conversion of convertible securities (including Warrants) as a percentage of diluted share capital (X)/(X)+(Y)+(Z) as a % of (A+B+C)	Number of Locked in shares (xi)		Number of Shares pledged or otherwise encumbered (xii)		Number of equity shares held in dematerialized form (xiii)	
								No. of Voting Rights					Total as a % of Total Voting rights	No. (a)	As a % of total Shares held (b)	No. (a)		As a % of total Shares held (b)
								Class (Eq.)	Class y	Total								
(1) INDIAN :																		
(a) Individuals / HUF		0.00	0.00	0.00	0.00	0.00	0.00	0.00	0.00	0.00	0.00	0.00	0.00	0.00	0.00	0.00	0.00	
(b) Central Govt./State Govt./s		0.00	0.00	0.00	0.00	0.00	0.00	0.00	0.00	0.00	0.00	0.00	0.00	0.00	0.00	0.00	0.00	
(c) Financial Institutions / Banks		0.00	0.00	0.00	0.00	0.00	0.00	0.00	0.00	0.00	0.00	0.00	0.00	0.00	0.00	0.00	0.00	
(d) Any Other (specify)		0.00	0.00	0.00	0.00	0.00	0.00	0.00	0.00	0.00	0.00	0.00	0.00	0.00	0.00	0.00	0.00	
Bodies Corporate		0.00	0.00	0.00	0.00	0.00	0.00	0.00	0.00	0.00	0.00	0.00	0.00	0.00	0.00	0.00	0.00	
Mutual Fund		0.00	0.00	0.00	0.00	0.00	0.00	0.00	0.00	0.00	0.00	0.00	0.00	0.00	0.00	0.00	0.00	
Trust		0.00	0.00	0.00	0.00	0.00	0.00	0.00	0.00	0.00	0.00	0.00	0.00	0.00	0.00	0.00	0.00	
Others		0.00	0.00	0.00	0.00	0.00	0.00	0.00	0.00	0.00	0.00	0.00	0.00	0.00	0.00	0.00	0.00	
Sub Total (A)(1) :		0.00	0.00	0.00	0.00	0.00	0.00	0.00	0.00	0.00	0.00	0.00	0.00	0.00	0.00	0.00	0.00	
(2) FOREIGN :																		
(a) NRI / Foreign Individuals		0.00	0.00	0.00	0.00	0.00	0.00	0.00	0.00	0.00	0.00	0.00	0.00	0.00	0.00	0.00	0.00	
(b) Foreign Govt.-Promoter		0.00	0.00	0.00	0.00	0.00	0.00	0.00	0.00	0.00	0.00	0.00	0.00	0.00	0.00	0.00	0.00	
(c) Foreign Inst./Invst.(FII)s		0.00	0.00	0.00	0.00	0.00	0.00	0.00	0.00	0.00	0.00	0.00	0.00	0.00	0.00	0.00	0.00	
(d) Foreign Portfolio Investor		0.00	0.00	0.00	0.00	0.00	0.00	0.00	0.00	0.00	0.00	0.00	0.00	0.00	0.00	0.00	0.00	
(e) Any Other (specify)		0.00	0.00	0.00	0.00	0.00	0.00	0.00	0.00	0.00	0.00	0.00	0.00	0.00	0.00	0.00	0.00	
Foreign Company		0.00	0.00	0.00	0.00	0.00	0.00	0.00	0.00	0.00	0.00	0.00	0.00	0.00	0.00	0.00	0.00	
Overseas Corporate Bodies		0.00	0.00	0.00	0.00	0.00	0.00	0.00	0.00	0.00	0.00	0.00	0.00	0.00	0.00	0.00	0.00	
Foreign Bank		0.00	0.00	0.00	0.00	0.00	0.00	0.00	0.00	0.00	0.00	0.00	0.00	0.00	0.00	0.00	0.00	
Sub Total (A)(2) :		0.00	0.00	0.00	0.00	0.00	0.00	0.00	0.00	0.00	0.00	0.00	0.00	0.00	0.00	0.00	0.00	
Total Shareholding of Promoter and Promoter G		0.00	0.00	0.00	0.00	0.00	0.00	0.00	0.00	0.00	0.00	0.00	0.00	0.00	0.00	0.00	0.00	

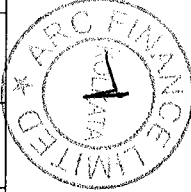
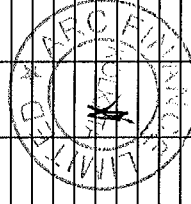


Table III - Statement showing shareholding pattern of the Public shareholder

Category & Name of shareholders (i)	PAN (ii)	Nos. of shareholders (iii)	No. of fully paid up equity shares held (iv)	No. of partly paid-up equity shares held (v)	Nos. of shares underlying Depository Receipt (vi)	Total nos. shares held (iv)+(v)+(vi)	Shareholding % calculated as per SCRR, 1957 as a % of (A+B+C2) (viii)	Number of Voting Rights held in each class of securities (ix)			No. of Shares Underlying convertible securities (including Warrants) (x)	Shareholding as a % assuming full conversion of convertible securities (as a percentage of (vii)+(x) as a % of (A+B+C))	Number of Locked in shares (xii)		Number of Shares pledged or otherwise encumbered (a) No. (b) As a % of total Shares held		Number of equity shares held in dematerialized form (xiv)	
								Class (Eq.)	Class y	Total			As a % of total Shares held (a)	As a % of total Shares held (b)	No. (a)	As a % of total Shares held (b)		
																		% of Total Voting rights
(1) Institutions :																		
(a) Mutual Funds / UTI		0.00	0.00	0.00	0.00	0.00	0.00	0.00	0.00	0.00	0.00	0.00	0.00	0.00	0.00	0.00	0.00	0.00
(b) Venture Capital Funds		0.00	0.00	0.00	0.00	0.00	0.00	0.00	0.00	0.00	0.00	0.00	0.00	0.00	0.00	0.00	0.00	0.00
(c) Alternate Investment Fund		0.00	0.00	0.00	0.00	0.00	0.00	0.00	0.00	0.00	0.00	0.00	0.00	0.00	0.00	0.00	0.00	0.00
(d) Foreign Venture Capital Investor		0.00	0.00	0.00	0.00	0.00	0.00	0.00	0.00	0.00	0.00	0.00	0.00	0.00	0.00	0.00	0.00	0.00
(e) Foreign Portfolio Investor		0.00	0.00	0.00	0.00	0.00	0.00	0.00	0.00	0.00	0.00	0.00	0.00	0.00	0.00	0.00	0.00	0.00
(f) Financial Institutions/Banks		0.00	0.00	0.00	0.00	0.00	0.00	0.00	0.00	0.00	0.00	0.00	0.00	0.00	0.00	0.00	0.00	0.00
(g) Insurance Companies		0.00	0.00	0.00	0.00	0.00	0.00	0.00	0.00	0.00	0.00	0.00	0.00	0.00	0.00	0.00	0.00	0.00
(h) Provident Funds/Pension Funds		0.00	0.00	0.00	0.00	0.00	0.00	0.00	0.00	0.00	0.00	0.00	0.00	0.00	0.00	0.00	0.00	0.00
(i) Any Other (specify)																		
Foreign Inst./Invst.(Flis)		0.00	0.00	0.00	0.00	0.00	0.00	0.00	0.00	0.00	0.00	0.00	0.00	0.00	0.00	0.00	0.00	0.00
Sub Total (B)(1) :		0.00	0.00	0.00	0.00	0.00	0.00	0.00	0.00	0.00	0.00	0.00	0.00	0.00	0.00	0.00	0.00	0.00
(2) Central Govt./State Govt./President of India :																		
Sub Total (B)(2) :		0.00	0.00	0.00	0.00	0.00	0.00	0.00	0.00	0.00	0.00	0.00	0.00	0.00	0.00	0.00	0.00	0.00
(3) Non-institutions :																		
(a) Individuals -																		
i) Indv.shareholders holding nominal share capital upto Rs. 2 Lakh.		1067.00	327457.00	0.00	0.00	0.00	0.65	327457.00	0.00	327457.00	0.65	0.00	0.00	0.00	0.65	0.00	233375.00	233375.00
TOTAL :-		1067.00	327457.00	0.00	0.00	0.00	0.65	327457.00	0.00	327457.00	0.65	0.00	0.00	0.65	0.00	233375.00	233375.00	233375.00
ii) Indv.shareholders holding nominal share capital in excess of Rs. 2 Lakh.																		
1 REKHA S PASEBAND	AKPPP2224E		22900.00	0.00	0.00	0.00	0.05	22900.00	0.00	22900.00	0.05	0.00	0.00	0.05	0.00	22900.00	22900.00	22900.00
2 MEHUL HARISHBHAI VALVANI	ASEP0202D		22960.00	0.00	0.00	0.00	0.05	22960.00	0.00	22960.00	0.05	0.00	0.00	0.05	0.00	22960.00	22960.00	22960.00
3 SHASHANK KISHORILAL PRAJAPATI	AQCP0145P		26896.00	0.00	0.00	0.00	0.05	26896.00	0.00	26896.00	0.05	0.00	0.00	0.05	0.00	26896.00	26896.00	26896.00
4 PRASANTH KUMAR GANGA	AMYP6857M		27461.00	0.00	0.00	0.00	0.05	27461.00	0.00	27461.00	0.05	0.00	0.00	0.05	0.00	27461.00	27461.00	27461.00
5 DARSHAN HARESHBHAI DESAI	AACPD8485G		40000.00	0.00	0.00	0.00	0.08	40000.00	0.00	40000.00	0.08	0.00	0.00	0.08	0.00	40000.00	40000.00	40000.00
6 NIKHIL JAIN	AACPJ3137B		40000.00	0.00	0.00	0.00	0.08	40000.00	0.00	40000.00	0.08	0.00	0.00	0.08	0.00	40000.00	40000.00	40000.00
7 PRADIPKUMAR AGARWALA (HUF)	AAGHP1944L		40000.00	0.00	0.00	0.00	0.08	40000.00	0.00	40000.00	0.08	0.00	0.00	0.08	0.00	40000.00	40000.00	40000.00
8 AJAY TALLA	ABOPT6701G		40000.00	0.00	0.00	0.00	0.08	40000.00	0.00	40000.00	0.08	0.00	0.00	0.08	0.00	40000.00	40000.00	40000.00
9 ANJALI AGARWAL	ABQPA1875N		40000.00	0.00	0.00	0.00	0.08	40000.00	0.00	40000.00	0.08	0.00	0.00	0.08	0.00	40000.00	40000.00	40000.00
10 MANISH GUPTA	AEQPG7155J		40000.00	0.00	0.00	0.00	0.08	40000.00	0.00	40000.00	0.08	0.00	0.00	0.08	0.00	40000.00	40000.00	40000.00
11 AMIT KEJRIWAL	AJXPK8605M		40000.00	0.00	0.00	0.00	0.08	40000.00	0.00	40000.00	0.08	0.00	0.00	0.08	0.00	40000.00	40000.00	40000.00
12 SUMIT KUMAR KEJRIWAL	AKDKP3098B		40000.00	0.00	0.00	0.00	0.08	40000.00	0.00	40000.00	0.08	0.00	0.00	0.08	0.00	40000.00	40000.00	40000.00
13 NISHI DEVI	AKTPD5911G		40000.00	0.00	0.00	0.00	0.08	40000.00	0.00	40000.00	0.08	0.00	0.00	0.08	0.00	40000.00	40000.00	40000.00
14 URMILA GUPTA	ANSPG4337R		40000.00	0.00	0.00	0.00	0.08	40000.00	0.00	40000.00	0.08	0.00	0.00	0.08	0.00	40000.00	40000.00	40000.00
15 SHILPA GUPTA	AQJPG0748N		40000.00	0.00	0.00	0.00	0.08	40000.00	0.00	40000.00	0.08	0.00	0.00	0.08	0.00	40000.00	40000.00	40000.00
16 NEETU GUPTA	AQXPG2045N		40000.00	0.00	0.00	0.00	0.08	40000.00	0.00	40000.00	0.08	0.00	0.00	0.08	0.00	40000.00	40000.00	40000.00
17 SHANKER NARAYAN GUPTA	AFCPG1572N		50536.00	0.00	0.00	0.00	0.10	50536.00	0.00	50536.00	0.10	0.00	0.00	0.10	0.00	50536.00	50536.00	50536.00
18 KIRTAN GOPALBHAI DHOLA	CYYPD5657A		53900.00	0.00	0.00	0.00	0.11	53900.00	0.00	53900.00	0.11	0.00	0.00	0.11	0.00	53900.00	53900.00	53900.00
19 SWARUP GUCHHAIT	AHGPG5098R		65895.00	0.00	0.00	0.00	0.13	65895.00	0.00	65895.00	0.13	0.00	0.00	0.13	0.00	65895.00	65895.00	65895.00
20 KANUSHIK DAS	CDNPD8956G		71409.00	0.00	0.00	0.00	0.14	71409.00	0.00	71409.00	0.14	0.00	0.00	0.14	0.00	71409.00	71409.00	71409.00
21 MADAN PRASAD GUPTA	AEHPG4342L		80000.00	0.00	0.00	0.00	0.16	80000.00	0.00	80000.00	0.16	0.00	0.00	0.16	0.00	80000.00	80000.00	80000.00
22 TANMOY SAHA	IHTPS5102K		83047.00	0.00	0.00	0.00	0.16	83047.00	0.00	83047.00	0.16	0.00	0.00	0.16	0.00	83047.00	83047.00	83047.00
23 VIJAY SONI	CXQPS1786L		84000.00	0.00	0.00	0.00	0.17	84000.00	0.00	84000.00	0.17	0.00	0.00	0.17	0.00	84000.00	84000.00	84000.00
24 MOOL CHAND KOTHARI	AFOPK908G		100000.00	0.00	0.00	0.00	0.20	100000.00	0.00	100000.00	0.20	0.00	0.00	0.20	0.00	100000.00	100000.00	100000.00
25 SANDEEP KOTHARI	AGDPK5582G		100000.00	0.00	0.00	0.00	0.20	100000.00	0.00	100000.00	0.20	0.00	0.00	0.20	0.00	100000.00	100000.00	100000.00



26	RAKUMAR SHARMA	AQDPS0708G	100000.00	0.00	0.00	100000.00	0.00	100000.00	0.20	0.00	0.00	0.00	0.00	0.00	100000.00
27	ANIL KUMAR KHEMWKA	AFQPK5134A	120000.00	0.00	0.00	120000.00	0.00	120000.00	0.24	0.00	0.00	0.00	0.00	0.00	120000.00
28	PRATIBHA KOTHARI	AFTPK1965Q	150000.00	0.00	0.00	150000.00	0.00	150000.00	0.30	0.00	0.00	0.00	0.00	0.00	150000.00
29	SURFESH AGARWAL	ASYPAT829D	281000.00	0.00	0.00	281000.00	0.00	281000.00	0.56	0.00	0.00	0.00	0.00	0.00	281000.00
30	SANJAY SINGAL HUF	AAMHS8301N	600000.00	0.00	0.00	600000.00	0.00	600000.00	1.19	0.00	0.00	0.00	0.00	0.00	600000.00
31	SANJAY SINGAL	ANRPS7985C	600000.00	0.00	0.00	600000.00	0.00	600000.00	1.19	0.00	0.00	0.00	0.00	0.00	600000.00
	TOTAL :==		31.00	3120004.00	0.00	3120004.00	0.00	3120004.00	6.18	0.00	0.00	0.00	0.00	0.00	3066704.00
(b)	NBFCS registered with RBI		0.00	0.00	0.00	0.00	0.00	0.00	0.00	0.00	0.00	0.00	0.00	0.00	0.00
(c)	Employee Trusts		0.00	0.00	0.00	0.00	0.00	0.00	0.00	0.00	0.00	0.00	0.00	0.00	0.00
(d)	Overseas Depositories (holding DRs) (balancing figure)														
(e)	Any Other (specify):														
	Bodies Corporate														
	j) Holding 1% and above :														
1	EVERGROWING IRON AND FINVEST L	JAAACE1287C	600000.00	0.00	0.00	600000.00	0.00	600000.00	1.19	0.00	0.00	0.00	0.00	0.00	600000.00
2	INDIVAR TRADERS PRIVATE LIMITED	AACCH1588K	976594.00	0.00	0.00	976594.00	0.00	976594.00	1.93	0.00	0.00	0.00	0.00	0.00	976594.00
3	MUKESH COMMERCIAL PRIVATE LIMIT	AABCM7474L	1062500.00	0.00	0.00	1062500.00	0.00	1062500.00	2.10	0.00	0.00	0.00	0.00	0.00	1062500.00
4	RAVUDAY REALTORS PRIVATE LIMITED	AACRC0825D	1173777.00	0.00	0.00	1173777.00	0.00	1173777.00	2.32	0.00	0.00	0.00	0.00	0.00	1173777.00
5	VENKATESHWARA INDUSTRIAL PROMI	AABCV1171D	1231954.00	0.00	0.00	1231954.00	0.00	1231954.00	2.44	0.00	0.00	0.00	0.00	0.00	1231954.00
6	DHANSAKTI SUPPLIERS PRIVATE LIMIT	AADC0787L	1437500.00	0.00	0.00	1437500.00	0.00	1437500.00	2.85	0.00	0.00	0.00	0.00	0.00	1437500.00
7	VEENIT BUILDERS PRIVATE LIMITED	AADC06452B	1823057.00	0.00	0.00	1823057.00	0.00	1823057.00	3.61	0.00	0.00	0.00	0.00	0.00	1823057.00
8	NOVELTY DEALER PRIVATE LIMITED	AACCN7115L	1999100.00	0.00	0.00	1999100.00	0.00	1999100.00	3.96	0.00	0.00	0.00	0.00	0.00	1999100.00
9	FASTFLOW FINANCIAL ADVISORY PRI	AABCF3145K	2000000.00	0.00	0.00	2000000.00	0.00	2000000.00	3.96	0.00	0.00	0.00	0.00	0.00	2000000.00
10	WOODLAND RETAILS PRIVATE LIMITE	AABCV1644A	2000000.00	0.00	0.00	2000000.00	0.00	2000000.00	3.96	0.00	0.00	0.00	0.00	0.00	2000000.00
11	AASTHA VANUJA PRIVATE LIMITED	AAKCA1502G	2000000.00	0.00	0.00	2000000.00	0.00	2000000.00	3.96	0.00	0.00	0.00	0.00	0.00	2000000.00
12	ARROWSPACE ADVISORS PRIVATE LI	AAKCA2800K	2000000.00	0.00	0.00	2000000.00	0.00	2000000.00	3.96	0.00	0.00	0.00	0.00	0.00	2000000.00
13	SURABHI DEALMARK PRIVATE LIMITE	AAQCS8011A	2000000.00	0.00	0.00	2000000.00	0.00	2000000.00	3.96	0.00	0.00	0.00	0.00	0.00	2000000.00
14	MAADHAWA REALPRO PRIVATE LIMITE	AAAGCM9123R	2180000.00	0.00	0.00	2180000.00	0.00	2180000.00	4.32	0.00	0.00	0.00	0.00	0.00	2180000.00
15	INDIVAR REALTORS PRIVATE LIMITED	AACCH4802M	2420000.00	0.00	0.00	2420000.00	0.00	2420000.00	4.79	0.00	0.00	0.00	0.00	0.00	2420000.00
16	EMRALD COMMERCIAL LIMITED	AAACE5795P	2500000.00	0.00	0.00	2500000.00	0.00	2500000.00	4.95	0.00	0.00	0.00	0.00	0.00	2500000.00
17	NATRAJ FINANCIAL MANAGEMENT P	AAACN7943J	2500000.00	0.00	0.00	2500000.00	0.00	2500000.00	4.95	0.00	0.00	0.00	0.00	0.00	2500000.00
18	SUNFLOWER INVESTMENT MANAGEME	AAALCS6932P	2500000.00	0.00	0.00	2500000.00	0.00	2500000.00	4.95	0.00	0.00	0.00	0.00	0.00	2500000.00
19	SUBHLABH TRADEVIN PRIVATE LIMITE	AAMCS0257L	2500000.00	0.00	0.00	2500000.00	0.00	2500000.00	4.95	0.00	0.00	0.00	0.00	0.00	2500000.00
20	ZUBER TRADING LLP	AABFZ3256E	3491478.00	0.00	0.00	3491478.00	0.00	3491478.00	6.91	0.00	0.00	0.00	0.00	0.00	3491478.00
21	VAIBHAVLAXMI VANUJA PRIVATE LIM	AAACCV7461K	6000000.00	0.00	0.00	6000000.00	0.00	6000000.00	11.88	0.00	0.00	0.00	0.00	0.00	6000000.00
	TOTAL :==		21.00	44395960.00	0.00	44395960.00	0.00	44395960.00	87.92	0.00	0.00	0.00	0.00	0.00	44395960.00
	ii) Holding Less than 1% :														
			24.00	2651474.00	0.00	2651474.00	0.00	2651474.00	5.25	0.00	0.00	0.00	0.00	0.00	2621474.00
	TOTAL :==		24.00	2651474.00	0.00	2651474.00	0.00	2651474.00	5.25	0.00	0.00	0.00	0.00	0.00	2621474.00
	Non Resident Indian														
	j) Holding 1% and above :														
			0.00	0.00	0.00	0.00	0.00	0.00	0.00	0.00	0.00	0.00	0.00	0.00	0.00
	TOTAL :==		1.00	105.00	0.00	105.00	0.00	105.00	0.00	0.00	0.00	0.00	0.00	0.00	105.00
	ii) Holding Less than 1% :														
			1.00	105.00	0.00	105.00	0.00	105.00	0.00	0.00	0.00	0.00	0.00	0.00	105.00
	TOTAL :==		1.00	105.00	0.00	105.00	0.00	105.00	0.00	0.00	0.00	0.00	0.00	0.00	105.00
	Foreign National		0.00	0.00	0.00	0.00	0.00	0.00	0.00	0.00	0.00	0.00	0.00	0.00	0.00
	Overseas Corporate Bodies		0.00	0.00	0.00	0.00	0.00	0.00	0.00	0.00	0.00	0.00	0.00	0.00	0.00
	Foreign Bank		0.00	0.00	0.00	0.00	0.00	0.00	0.00	0.00	0.00	0.00	0.00	0.00	0.00
	Trust		0.00	0.00	0.00	0.00	0.00	0.00	0.00	0.00	0.00	0.00	0.00	0.00	0.00
	Foreign Company		0.00	0.00	0.00	0.00	0.00	0.00	0.00	0.00	0.00	0.00	0.00	0.00	0.00
	Others		0.00	0.00	0.00	0.00	0.00	0.00	0.00	0.00	0.00	0.00	0.00	0.00	0.00
	Sub Total (B)(3) :		1144.00	50495000.00	0.00	50495000.00	100.00	50495000.00	100.00	0.00	0.00	0.00	0.00	0.00	50317018.00
	Total Public shareholding : (B) = (B)(1)+(B)(2)+(B)(3)		1144.00	50495000.00	0.00	50495000.00	100.00	50495000.00	100.00	0.00	0.00	0.00	0.00	0.00	50317018.00
	IEPF Authority		0.00	0.00	0.00	0.00	0.00	0.00	0.00	0.00	0.00	0.00	0.00	0.00	0.00
	TOTAL -->		1144.00	50495000.00	0.00	50495000.00	100.00	50495000.00	100.00	0.00	0.00	0.00	0.00	0.00	50317018.00

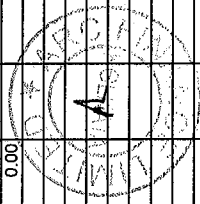


Table IV - Statement showing shareholding pattern of the Non Promoter - Non Public shareholder

Category & Name of shareholders (I)	PAN (II)	Nos. of shareholders (III)	No. of fully paid-up equity shares held (IV)	No. of partly paid-up equity shares held (V)	Nos. of shares underlying Depository Receipt (VI)	Total nos. shares held (VII) = (IV)+(V)+(VI)	Shareholding % calculated as per SCRR, 1957 As a % of (A+B+C2) (VIII)	Number of Voting Rights held in each class of securities (IX)			No. of Shares Outstanding convertible securities (including Warrants) (X)	Shareholding as a % assuming full conversion of convertible securities (as a percentage of diluted share capital) (XI) = (VII)+(X) as a % of (A+B+C)	Number of Locked in shares (XII)		Number of Shares pledged or otherwise encumbered (XIII)	Number of equity shares held in dematerialized form (XIV)
								No. of Voting Rights		Total as a % of Total Voting rights			No. (a)	As a % of total Shares held (b)		
								Class (Eq.)	Class y							
(1) Custodian DR Holder Employee Benefit Trust																
(2) (under SEBI (share based Employee Benefit) Regulations, 2014)																
Total Non-Promoter - Non-Public Shareholding																

